



Recommendations for Active Shooter Incidents

Michael Riggio

Captain

NYPD Counterterrorism Division



Overview

Procedures

Systems

Training



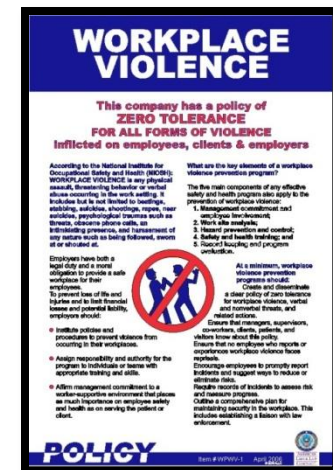
Procedures



Procedures

- Perform a Vulnerability Assessment
 - Physical infrastructure
 - Facility information online

- Institute “Violence in the Workplace” Procedure
 - Zero tolerance policy
 - Report threatening behavior



Procedures

- Conduct Active Shooter Drills
 - Pre-plan and announce
 - Evacuation routes
- Designate “Safe Rooms”
 - Thick walls, solid doors, few windows, first aid kits and duress alarms
 - Furniture that provides ballistic cover





Systems




Systems

- Install CCTV Cameras
 - Common areas
 - Centralized security command center
 - Remote viewing



Systems

- Institute Access Control Technologies
 - Key pads, entry cards, biometric scanners, and duress alarms
- Security Personnel
 - Duress alarms
 - Screening
 - Patrol patterns





Systems

- Notification and Communications Infrastructure
 - Electronic messages and alerts
- Elevators
 - Freight or cargo
 - Remotely controlled





Training

Training

- Recognize Threat Indicators
 - Encourage reporting
- Call 911
 - Provide critical information

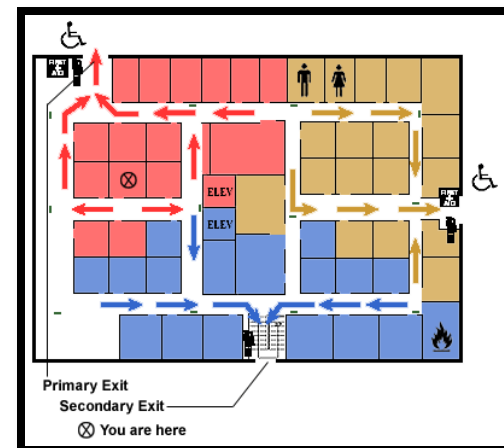




Training

First Option: **Evacuate**

- Stairwells
- Exterior doors
- Keep hands open, empty and above your head when police arrive





Training

Second Option: **Barricade and Hide**

- Seek shelter
- Lock and blockade door
- Remain silent





Training

Third Option: **Take Action Against the Shooter**

- Act quickly and aggressively
- Use improvised weapons
- Act collectively

